

**NEW
FORD**

7000



NEW 83 HORSEPOWER FORD 7000

...with *exclusive* Load Monitor.



Transmission and PTO

The Ford 7000 has a rugged 8-speed transmission. It's an easy shifting, high-speed unit with a smooth, positive 13-in. clutch. Strong helical transmission gears for quieter running and positive performance. Fully-independent 540 rpm PTO engages hydraulically for smooth flow of power.

Engine

Turbocharged and ready to go, the 83 horsepower* 7000 engine delivers the power needed for today's high-speed farming. Turbocharger helps you eat up the acres in a hurry. Strong, massive working parts provide great endurance . . . steady, reliable engine performance.

*Maximum observed PTO horsepower, manufacturer's estimate.

Hydraulics

The new 7000 has Ford's famous single-lever hydraulics. Just move a single lever to control 3-point hitch position. That's all there is to it. Instant, accurate control of implements for better, faster operation. Single lever control, coupled with amazing Load Monitor, gives you the most versatile hydraulic system yet.

Meet the newest member of the Ford Blue power team. The new turbocharged 83 horsepower* Ford 7000. A high performance tractor for high-speed farming. Exclusive Load Monitor gives unsurpassed

control of mounted, semi-mounted and pull-type implements. Big, turbocharged 256 CID engine, with large dual element dry air cleaner. The new 7000, another *better idea* tractor from Ford.



Load Monitor

Here's the greatest advance in tractor hydraulics since the 3-point hitch. Load Monitor combines all the advantages of top link sensing, plus the advantages of lower link sensing . . . plus draft control for pulled implements with remote cylinders. For the full story on this amazing Ford exclusive, see the following page.

Air Cleaner

The big-capacity, dual element dry air cleaner on the new 7000 protects the internal working parts of the engine. The extra capacity extends the interval between required cleanings. A dash mounted warning light tells you when the air cleaner needs service.

Comfort and Convenience

Stretch your legs and get comfortable. Adjust the deep-cushioned, spring-suspended seat to fit your weight. Tilt the steering wheel on the 7000 Row-Crop to fit your reach. Place your hands on the controls. Everything on the 7000 fits naturally . . . fits you. That's the way we build 'em.

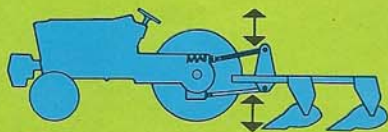
EXCLUSIVE LOAD MONITOR.

Greatest advance in
tractor hydraulics since
the 3-point hitch!

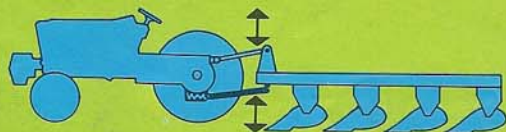
Ford established leadership in tractor hydraulics by pioneering the 3-point hitch more than 30 years ago. Now another great advance . . . the new Load Monitor draft control system . . . continues this leadership. Load Monitor comes *standard* on the new Ford 7000 and offers you hydraulic draft control versatility unequalled by any other tractor. Consider the ways Load Monitor can improve your tractor operations.

- All the advantages of a dual-sensing top link system.
- Plus draft control for "lower link" attached implements.
- Plus draft control through remote cylinders for *semi-mounted and pull-type equipment*.
- Depth control of pull-type equipment through use of Load Monitor cylinder and tractor hydraulic controls. Adjust depth without leaving the tractor seat. Lift implement for

How different systems maintain constant draft.



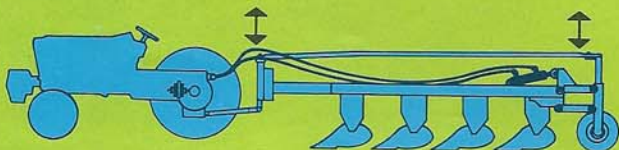
Upper link sensing detects change in push or pull on the top link—signals 3-point hitch hydraulics to raise or lower the implement. Excels for small fully mounted equipment.



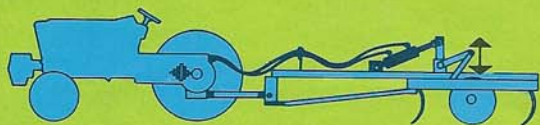
Lower link sensing detects changes in pull on lower links—calls hydraulics to correct by raising or lowering the implement. Works with semi-mounted equipment, but corrects depth at front links, only.



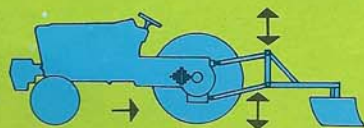
Load Monitor sensing monitors load in the main drive line between transmission and differential. When torque changes, hydraulics adjust implement depth.



Unique Load Monitor remote cylinder adjusts working depth at rear of implement as 3-point linkage adjusts front. A big advantage with semi-mounted plows. Better draft reaction and a more even plowing job.



The Load Monitor remote cylinder can be used to control draft of pull-type implements, such as chisel plows. Other systems cannot do this.



Load Monitor sensing works with tractor moving forward or in reverse. Provides control of blades for backfilling, etc. Even front or mid-mounted equipment can be adapted for Load Monitor control.

turns, return to same selected work depth. No stops to set on implement or remote cylinder.

- Load Monitor can even control draft with the tractor in reverse. Great for rear blade work, for example.

Ford's exclusive Load Monitor system can do all these things because it uses a new and unique method of sensing draft. It monitors *torque in the tractor's main drive line* between transmission and rear axle. When torque changes, the system adjusts implement depth to maintain the draft you want and does it with amazing speed and precision.

How Load Monitor compares with existing systems.

Upper link sensing provides superb draft control with 3-point fully mounted implements, particularly for light,


short-coupled implements such as cultivators. Because so many farmers like it so well, it is retained as part of the Load Monitor system. But upper link sensing cannot provide adequate draft control for the semi-mounted implements used with bigger tractors. Nor can it provide draft control through remote cylinders.

Lower link sensing is at its best on big tractors, like the Ford 8000 and 9000. This system gives excellent draft control with mounted and semi-mounted implements of all sizes.

The **Ford Load Monitor system**, a true breakthrough, does it all. Gives unexcelled draft control with fully-mounted, semi-mounted or pull-type equipment. It is the most versatile draft control system ever available.



Here's the brain for the unique Ford Load Monitor system. This rugged mechanical device senses torque changes in the main drive line—and signals the hydraulic system to adjust working depth of the implement. Simple and strong—built to last and last . . . and last. It will seldom, if ever, require servicing or adjustment. A better idea from Ford.



Remote draft-control cylinder
This special Load Monitor remote cylinder works *with* the 3-point hitch lift cylinder to regulate depth at front and rear of a semi-mounted plow . . . simultaneously. This unique cylinder also works with pull-type implements, because Load Monitor uses torque-sensing to measure draft. Or it can be used with front or mid-mounted equipment. Through it and 3-point hitch control, you can regulate working depth of pull-type equipment, without need for adjusting stops on implement or cylinder. (It also serves as a double-acting cylinder. Just rotate rod clevis one-half turn.)



Five-position selector offers "just right" sensitivity and versatility.

Upper link sensing blocks out Load Monitor draft signal. The system now works exactly like the hydraulics that serve so many Ford 3000, 4000 and 5000 tractor owners so well. Ideal for close coupled mounted implements.

Position control blocks out *all* draft signals, holds 3-point hitch in selected position. A must for mounted mowers, rakes, etc. Helpful in accurate feathering with a blade.

Three degrees of Load Monitor sensitivity match draft reaction to implement weight and soil conditions. You can further refine the reaction with flow control, standard on Ford 7000 tractors. With selector in any one of the three Load Monitor positions, implement working depth can be controlled through either the 3-point hitch or Load Monitor remote cylinder. Or cylinder and hitch can work together, as with a semi-mounted plow.

For a new experience in plowing, hitch a Ford 7000 tractor to a Ford semi-mounted plow equipped with Load Monitor cylinder. Pick a tough field with varying soil conditions. And plow!

You'll wonder where the tough spots went. Draft reaction is so smooth you hardly feel it. So accurate you seldom see a break in a furrow slice. So quick you seldom hear the tractor engine start to lug.

The difference is coordinated action of the 3-point hitch and the unique Load Monitor remote cylinder. It corrects plowing depth on all bottoms, front and back, to maintain uniform draft. You get a better, more uniform plowing job.




Now you can enjoy draft control with pull-type implements, like this Ford chisel plow. Load Monitor senses torque changes and maintains constant draft by adjusting implement depth with the Load Monitor remote cylinder.

Load Monitor speeds up heavy tillage jobs—makes the work easier for you and your tractor. Draft control helps prevent the overloading that can cause wheel slip-page or require shifting gears.

THE 7000 ENGINE

... strong and quiet!



Powerful, smooth-running and quiet, that's the way to describe the big 83 horsepower* turbocharged 7000 engine. Turbo-balanced design with strong, massive working parts built "in," not added on, means extra long life and extra dependability. Direct injection combustion chambers, with highly efficient swirl chambers, squeeze the last bit

of workpower from every gallon of fuel. Oil-cooled pistons with keystone top rings, extra big radiator and large oil sump guard against heat. Excellent cooling and stress-relieved block give the Ford 7000 engine great endurance. The strong and quiet turbocharged 7000 engine has all the power you need for today's high-speed farming.



Dry dual element air cleaner.

Dirty air can foul up the performance of an engine; that's why we put a big-capacity dry dual element air cleaner on the turbocharged 7000. It keeps dirt and dust from reaching the internal working parts of the engine . . . guards against damage. Big capacity extends service intervals. Dry-type air cleaner element is easily accessible for cleaning or replacement and a convenient, *dash-mounted warning light* tells you when the air cleaner needs cleaning or service.



Transmission and PTO.

You won't find a more reliable transmission than the strong and rugged 8-speed transmission on the new Ford 7000. It's an easy-shifting, high-speed unit with a smooth, positive 13-inch clutch. Matched with a fully-independent 540 rpm PTO that engages hydraulically with the tractor either moving or stopped, to give you a smooth flow of power whenever you need it.

*Maximum observed PTO horsepower, manufacturer's estimate.


7000 COMFORT AND CONVENIENCE...

a nice place to work.



7000 ALL-PURPOSE AND ROW-CROP.

You know work, any kind of work, always goes faster and easier when you're comfortable. We took this into consideration when we designed the new 7000. We made it easy for you to get on and off the 7000 with conveniently positioned hand grips and foot mounts. The operator's area is clean and uncluttered and extra wide on the row-crop version, so you can stretch out. All levers and pedals are placed where you can reach them with as little effort as




possible. We built an adjustable, spring-suspended deep-cushioned seat to give you all the seating comfort you will want. On the row-crop model we even put in a tilting steering wheel so you can choose the steering position most natural to your reach. We want to make operating the new 7000 as pleasant for you as possible.

The compact 7000 All-Purpose. Its name tells the story. It's an all-purpose, do-anything tractor with low center-of-gravity and 18-inch front axle clearance for heavy tillage and cultivation. Power-assist steering is standard along with differential lock. Telescopic front axle adjusts from 52 to 80 inches. Adjustable rear wheel tread from 56 to 80 inches (90 inches with power adjusted wheels). Put the 7000 All-Purpose to work on heavy jobs and in close quarters.



The high-clearance 7000 Row-Crop. Work tall and comfortable on the row-crop model of the new Ford 7000. High 24-inch front axle clearance. Extra-wide operator's platform. Good, comfortable working view. Hydrostatic power steering and tilting steering wheel let you handle this hard-muscled tractor with ease. Get it with wide front axle, which adjusts from 56 to 88 inches, or tricycle dual front wheels. Optional power-adjusted rear wheels let you vary tread from 56 to 90 inches without reversing the wheels.

7000 OPTIONS AND EXTRAS



Roll bar and seat belt


Roll bar and seat belt help protect operator from injury. Recommended, particularly if your 7000 is to be operated on steep slopes or on the road. Flashing safety light on rear fender is standard equipment, both models.

You'll make more efficient use of your time and get maximum productivity from your new 7000 tractor with the proper options for your operation. Every farm is different . . . every operator unique in his use of modern farm practices. That's why Ford offers such a wide array of optional equipment. They're designed to make your work easier and more productive. With Ford options you can tailor your new 7000 exactly to your needs. Talk to your Ford dealer before you decide; he can help you choose the options that will give you the best performance for your farm operation.



Dual wheels

For better traction and more flotation over soft ground, dual rear wheels are available.



Front-end weights

Add weight and stability to your 7000 for more balanced performance when using heavy equipment. Up to fifteen 75-lb front-end weights can be added to the all-purpose model for a total of 1,160 pounds (including mounting bracket). Rear wheel weights also available.




Optional power-adjusted rear wheels

Use engine power to space rear wheel tread. Exclusive Ford design permits tread widths from 56 to 90 inches, without reversing rims on wheel discs. Eliminates removing tires and rims.

Auxiliary hydraulics

Single or double-spool remote hydraulic valves can be ordered factory installed on the new 7000 tractor. Adds additional hydraulic versatility to your tractor.



7000 SPECIFICATIONS

Engine	TURBOCHARGED DIESEL
PTO horsepower	83*
Cylinders	4
Displacement, cu in.	256
Bore & stroke, in.	4.4x4.2
Compression ratio	16.5:1
Rated engine speed (rpm)	2,100
Starting	Electric starter with safety switch
Air cleaner	Dry dual element
Capacities	
Fuel tank (gal)	20
Transmission, rear axle and hydraulics (qt)	52
Crankcase (with filter) (qt)	9
Cooling system (qt)	14½
Hydraulics	Live hydraulics with position control, double-acting top link draft control, flow control, Load Monitor control, Load Monitor remote cylinder, auxiliary services control valve and Category II, 3-point hitch linkage with flexible link ends. Provision for Category I linkage.
Transmission and PTO	8-speed with 13-in. clutch. Power engaged, fully independent 540 rpm PTO.
Final drive	Double reduction with planetary reduction gears mounted inboard on axles.
Differential lock	Standard
Brakes	Wet disc, foot operated. Parking brake latch.
Electrical system	12-volt, 128-amp battery, 55-amp alternator, safety starter switch, key ignition, transistorized voltage and current regulator.

	7000 Row-Crop	7000 All-Purpose
Dimensions		
Length (in.)	149	141.6
Height to top of hood (in.)	68	61
Wheelbase (in.)	—	87.5
tricycle	96	—
wide axle	88 or 104	—
Rear wheel tread (in.)	56 to 80	56 to 80
with power adjusted wheels	56 to 90	56 to 90
Front wheel tread, adjustable axle	56 to 88	52 to 80
Turning radius, brake locked (ft)	—	10
dual front wheels	9	—
Front axle clearance (in.)	24 in.	18 in.
Shipping weight (lbs)	6,250	5,740
Steering	Hydrostatic	Power assist
Tires		
Standard	Front: 7.50-15 Rear: 13.6-38	Front: 7.50-16 Rear: 13.6-38
Optional	Front: 7.50-18 Rear: 15.5-38 16.9-34 18.4-30	Front: 7.50-18 Rear: 15.5-38 16.9-34 16.9-30 18.4-30

*Maximum observed PTO horsepower, manufacturer's estimate.

Instruments and lighting
 Lighted instrument panel
 Tachometer and hour meter
 Fuel gauge
 Air cleaner restriction warning light
 Coolant temperature gauge
 Warning lights, oil pressure and alternator
 Two headlights
 Taillight
 Flashing safety light on left fender

Other standard equipment
 Swinging drawbar
 Tool box
 Fuel filter, single element
 Full flow 1-qt oil filter
 Fenders
 Deluxe cushioned seat
 Vertical exhaust
 PTO guard
 Cooling thermostat and anti-freeze

Optional and accessory equipment
 Power adjusted rear wheels
 Swinging drawbar clevis
 Linkage drawbar
 Linkage stabilizers
 Air cleaner extension
 Remote control valves, 1 or 2-spool
 Dual rear wheels
 Rear wheel weights
 Front end weights and bracket
 Belt pulley (PTO)
 Belt pulley guard
 Diesel starting aids
 Roll bar and seat belt
 Radio
 Work light and switch
 Implement warning light
 Implement lamp kit
 Safety emblem, with mounting kit

FORD 7000 TRACTORS

. . . just part of the big Ford line.



The big Ford lineup of tractors comes in seven power sizes, including the new 7000. From the 30 hp Ford 2000, right up to the brute 130 hp Ford 9000. In row-crop, all-purpose and special utility models. Each model built strong to give you years of dependable service.

Talk over your needs with us soon, whether you're

looking for new equipment . . . used equipment . . . or just some sound advice. You'll find us interested in keeping your older equipment serviced for peak performance, too. Company trained mechanics and genuine Ford parts helped build our reputation for service after the sale. We want you to keep coming back to us.

Design, materials and/or specifications are subject to change without notice and without liability therefor.

YOUR FORD TRACTOR AND EQUIPMENT DEALER

FORD TRACTOR

